



مركز الإحصاء  
STATISTICS CENTRE

# Building Materials Price Statistics

November 2014

December 15<sup>th</sup> 2014

## Introduction

The monthly publication of Building Materials Price Statistics is of great significance as building material prices are deemed to be important economic indicators for planning and research in various fields. They are also used in the compilation of indices of the construction activity and for the calculation of GDP at constant prices.

Statistical centres all over the world collect prices of building materials used by a large segment of people. As a result of the urban development and the constant growth in the construction sector in the Emirate, Statistics Centre – Abu Dhabi collects price data for these materials on a regular basis.

The movements of prices of 21 groups from the key building materials are included in this publication (table 4). This information helps decision and policy makers and researchers in planning and making sound decisions in support of the building materials sector and other sectors associated with it.

## Key Points

This publication provides an analysis of the movement of the average prices of building materials during the month of November 2014 compared with October 2014 and November 2013. The key changes were:

- During November 2014 the average prices of the 'False ceiling' and 'Employment' groups increased by 1.8% and 1.6% respectively, compared with October 2014.
- During November 2014 the average prices of the 'Paints' group decreased by 5.2%, 'Wood' by 2.5% and 'Wires for residential towers' by 2.3% compared with October 2014.
- During November 2014 the average prices of 'Wires for apartment' increased by 5.9%, 'Block' by 4.6%, 'Cement' by 3.9% and 'Aggregates and sand' by 2.8% compared with November 2013.
- During November 2014, the average prices of 'Wires for residential towers', 'Paints' and 'Wires for small building' decreased by 10.3%, 7.1% and 6.4% respectively, compared with the same period in the previous year.







## 1. Key changes in the monthly average prices of building materials for November 2014 compared with October 2014

The building materials groups have seen a change in the average prices in November 2014 compared with October 2014, with increases ranging between 0.1% for the '(uPVC) Pipes' group and 1.8% for the 'False ceiling' group. Decreases ranging from 0.3% for the 'Power cable' group to 5.2% for the 'Paints' group were recorded.

### False ceiling

The average prices of 'False ceiling' increased by 1.8% in November 2014 compared with October 2014.

Table (1): Percentage change in the average prices of the false ceiling group during November 2014 compared with October 2014

Serial No.	False ceiling	Average prices of October 2014 (AED)	Average prices of November 2014 (AED)	Percentage Change %
1	False Ceiling \ Aluminum Luxalon \ m <sup>2</sup> \ U.A.E.	120.0	120.0	0.0 
2	False Ceiling \ Gypsum Ceiling ( 9.5 mm ) \ m <sup>2</sup> \ U.A.E.	60.0	60.0	0.0 
3	False Ceiling \ Gypsum Printing \ m <sup>2</sup> \ U.A.E.	55.0	60.0	9.1 
4	False Ceiling \ Celotex Ceiling 60x60 cm - 15 mm \ m <sup>2</sup> \ Saudi Arabia	65.0	65.0	0.0 
5	False Ceiling \ Accoustic Ceiling 30x30 cm \ m <sup>2</sup> \ Saudi Arabia	110.0	125.0	13.6 
6	False Ceiling \ Iron 60x60 , 5 mm \ m <sup>2</sup> \ U.A.E.	100.0	90.0	-10.0 

Source: Statistics Centre – Abu Dhabi

### Employment

The average wages of 'Employment' increased by 1.6% in November 2014 compared with October 2014. Table (2) shows increases in wages of both the 'Carpenter' and 'Blacksmith' by 5.6%.

Table (2): Percentage change in the average prices of the employment group during November 2014 compared with October 2014

Serial No.	Employment	Average prices of October 2014 (AED)	Average prices of November 2014 (AED)	Percentage Change %
1	Helper \ Hourly rates	8.0	8.0	0.0 —
2	Semi – skilled worker \ Hourly rates	8.5	8.5	0.0 —
3	Carpenter \ Hourly rates	9.0	9.5	5.6 ▲
4	Blacksmith \ Hourly rates	9.0	9.5	5.6 ▲
5	Electrician \ Hourly rates	16.0	16.0	0.0 —
6	Surveyor \ Hourly rates	28.0	28.0	0.0 —
7	Driver \ Hourly rates	26.0	26.0	0.0 —

Source: Statistics Centre – Abu Dhabi

Note: The table presents the average hourly labor rate including food, accommodation, and transport and safety equipment.

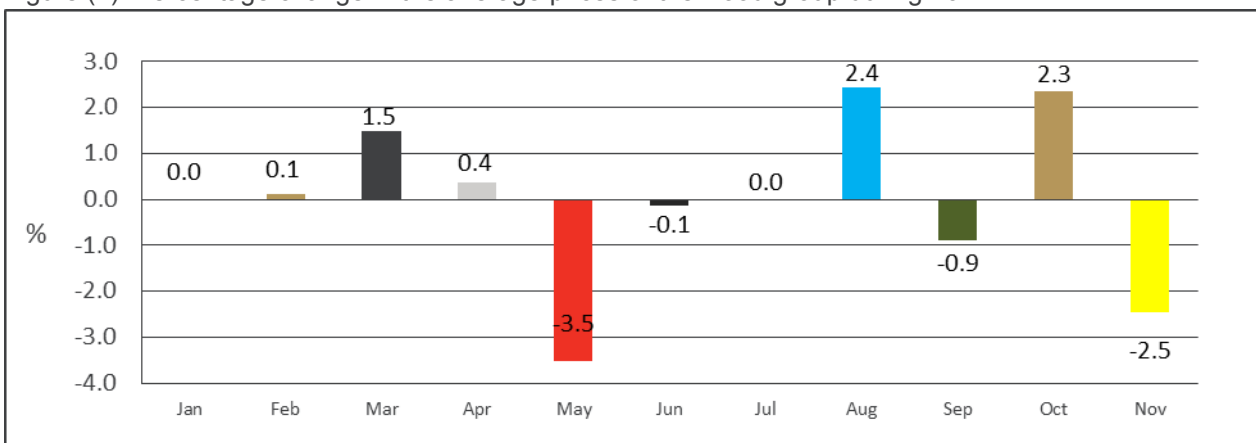
## Paints

The average prices of ‘Paints’ decreased by 5.2% in November 2014 compared with October 2014, as a result of decreases in some items in this group.

## Wood

The ‘Wood’ group decreased by 2.5% in November 2014, as a result of a decrease in some items in this group compared with October 2014.

Figure (1): Percentage change in the average prices of the wood group during 2014



Source: Statistics Centre – Abu Dhabi

## Glass

The average prices of 'Glass' decreased by 1.7% in November 2014 compared with October 2014.

Table (3): Percentage change in the average prices of the glass group compared with October 2014

Serial No.	Glass	Average prices of October 2014 (AED)	Average prices of November 2014 (AED)	Percentage Change %
1	Glass \ 4 mm \ m <sup>2</sup> \ Saudi Arabia	45.0	44.5	-1.1 ▼
2	Glass \ 6mm \ m <sup>2</sup> \ Saudi Arabia	62.5	60.5	-3.2 ▼
3	Tinted Glass \ 4mm \ m <sup>2</sup> \ Saudi Arabia	n.a.	n.a.	
4	Tinted Glass \ 6 mm \ m <sup>2</sup> \ Saudi Arabia	72.5	71.0	-2.1 ▼
5	Mirror Glass \ 4 mm \ m <sup>2</sup> \ Saudi Arabia	90.0	88.0	-2.2 ▼
6	Mirror Glass \ 6 mm \ m <sup>2</sup> \ Saudi Arabia	107.5	107.5	0.0 —

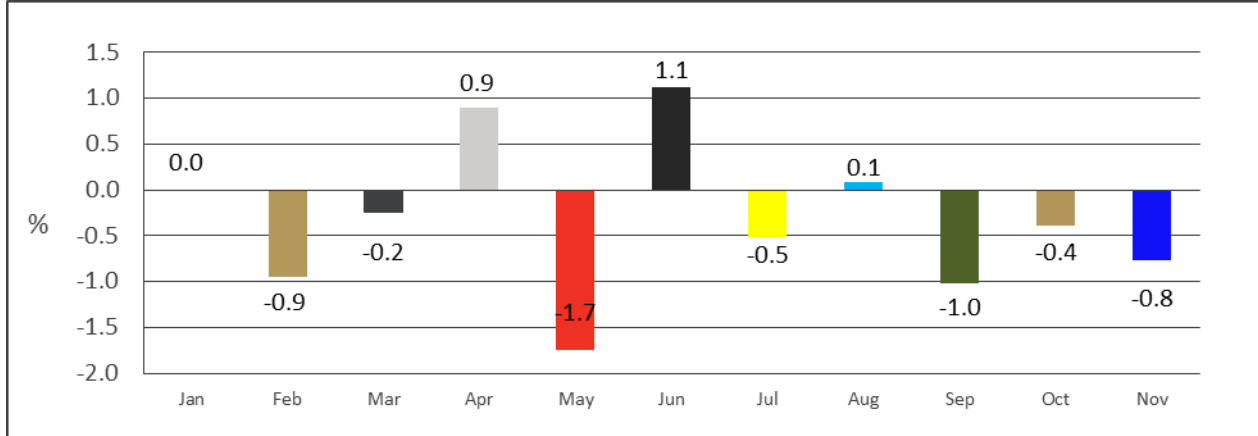
(n.a.): means not available

Source: Statistics Centre – Abu Dhabi

## Steel

The 'Steel' group decreased by 0.8% in November 2014, as a result of a decrease in some items in this group compared with October 2014.

Figure (2): Percentage change in the average prices of the steel group during 2014



Source: Statistics Centre – Abu Dhabi

## 2. Key changes in the monthly average prices of building materials for November 2014 compared with November 2013

The monthly average prices for 14 groups of building materials have decreased in November 2014 compared with November 2013. The drop ranged between 0.1% for 'Wood' and 10.3% for 'Wires for residential towers'.

### Wires

The average prices of 'Wires' decreased in November 2014 compared with November 2013. 'Wires for residential towers' accounted for the largest decrease of 10.3%, followed by 'Small buildings' with 6.4%, while 'Wires for apartment' increased by 5.9%.

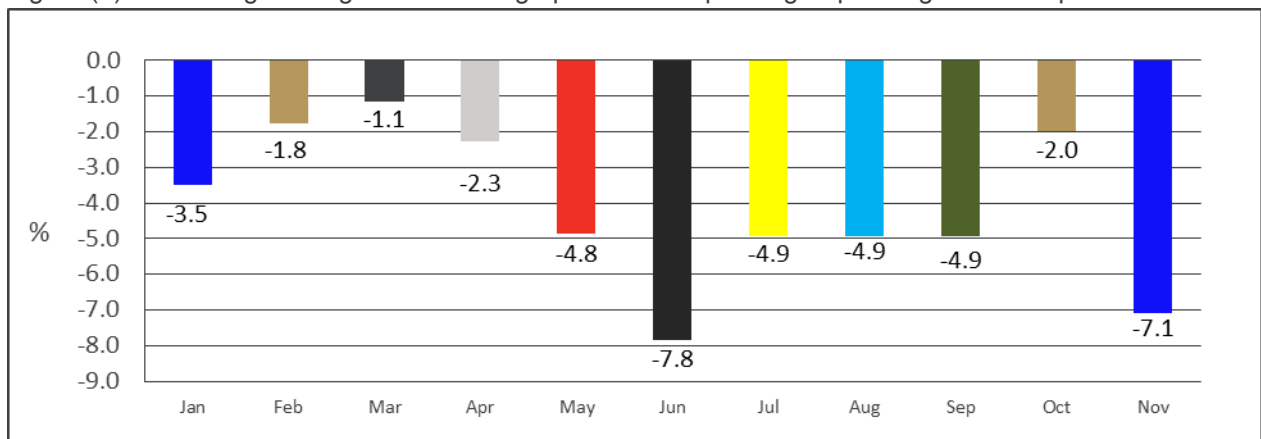
### Steel

The average prices of 'Steel' decreased by 2.9% in November 2014, as a result of decreases in most items in this group compared with November 2013.

### Paints

The average prices of 'Paints' decreased by 7.1% in November 2014 compared with November 2013.

Figure (3): Percentage change in the average prices of the paints group during 2014 compared with 2013



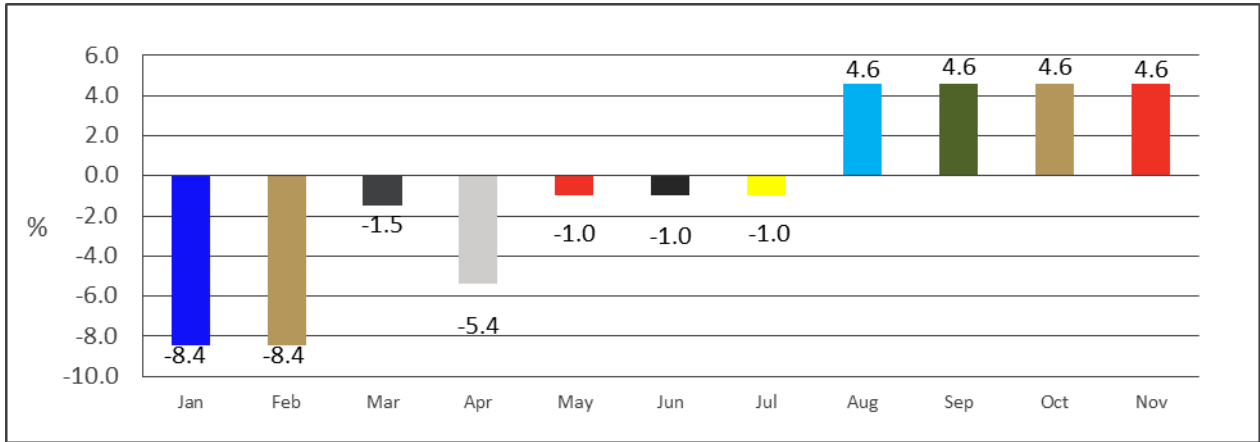
Source: Statistics Centre – Abu Dhabi

Some building materials items have seen an increase in November 2014 compared with November 2013.

## Block

The 'Block' group increased by 4.6% in November 2014 compared with November 2013.

Figure (4): Percentage change in the average prices of the block group during 2014 compared with 2013

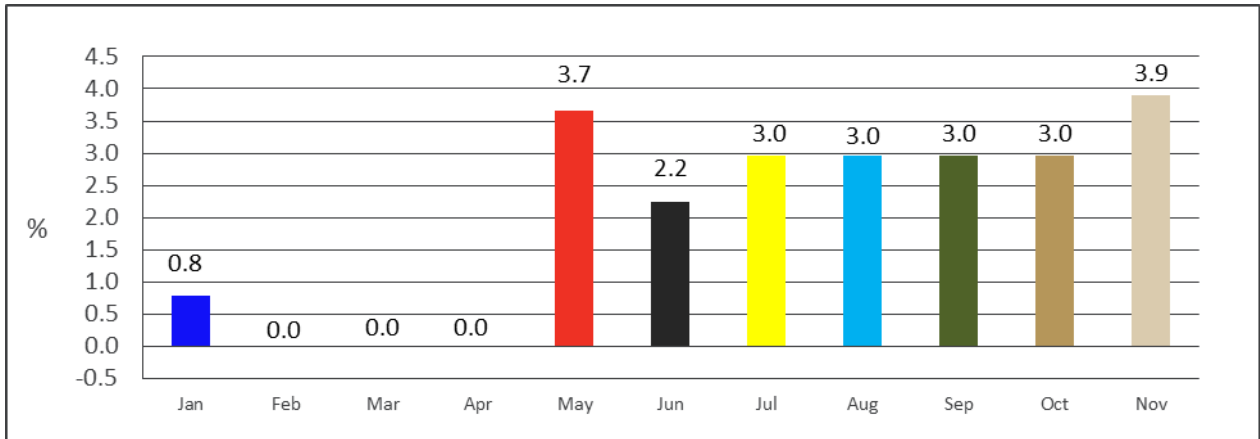


Source: Statistics Centre – Abu Dhabi

## Cement

The average prices of 'Cement' increased by 3.9% in November 2014 compared with November 2013, with most items in the group recording an increase.

Figure (5): Percentage change in the average prices of the cement group during 2014 compared with 2013



Source: Statistics Centre – Abu Dhabi

## Aggregates and sand

The average prices of 'Aggregates and sand' increased by 2.8% in November 2014 compared with November 2013, as a result of increases in some items in this group.



**Table (4): Percentage change in the monthly average prices of building materials for November 2014, compared with October 2014 and November 2013.**

Serial No.	Commodity groups	Percentage change November 2014 / October 2014	Percentage change November 2014 / November 2013
1	<b>Cement</b>	0.0	3.9
2	<b>Aggregates and sand</b>	0.0	2.8
3	<b>Concrete</b>	0.0	2.2
4	<b>Steel</b>	-0.8	-2.9
5	<b>Wood</b>	-2.5	-0.1
6	<b>Block</b>	0.0	4.6
7	<b>Roofing materials</b>	0.0	0.0
8	<b>Waterproofing products</b>	-0.9	-0.6
9	<b>Waterproofing bituminous membrane</b>	n.a.	n.a.
10	<b>Natural stone</b>	0.0	0.0
11	<b>Tiles and marble</b>	0.2	-2.0
12	<b>Sanitary ware</b>		
12.1	Bathroom set without accessories	0.0	0.0
12.2	Bathroom set with accessories	0.0	0.0
12.3	Sink stainless steel with mixer-single	0.0	-1.4
13	<b>False ceiling</b>	1.8	0.0
14	<b>Paints</b>	-5.2	-7.1
15	<b>Glass</b>	-1.7	-3.0
16	<b>Pipes</b>		
16.1	(PVC) pipes	-0.7	-1.9
16.2	(uPVC) pipes	0.1	-4.2
17	<b>Wires</b>		
17.1	Small building	-0.6	-6.4
17.2	Apartments	0.7	5.9
17.3	Residential towers	-2.3	-10.3
18	<b>Power cable</b>	-0.3	-3.0
19	<b>Transport equipment</b>	0.0	-1.4
20	<b>Employment</b>	1.6	-2.8
21	<b>Diesel</b>	0.0	0.0

(n.a.): means not available

Source: Statistics Centre – Abu Dhabi

## **Methodology of Building Material Statistics**

The current methodology for Building Materials Price Statistics including conceptual basis, construction of the basket, data collection, validation, processing procedures, averaging and treatment of missing values, and potential sources of error are described in the Building Materials Price Statistics 2013 publication, which is available on SCAD's website at <http://www.scad.ae>.

Building Materials Price Statistics, for December 2014 will be released on 15 January 2015. For more information about prices and other official statistics, please visit the SCAD website at <http://www.scad.ae>.

## **Disclaimer**

While all care and diligence has been taken with the compilation of official statistics, the Statistics Centre – Abu Dhabi gives no warranty that the information, data or statistics, supplied are free of errors. SCAD shall not be liable for any loss or damage suffered by the user following the direct or indirect use of the statistics supplied in good faith by SCAD. Users of Official Statistics are responsible for determining when and how to use the statistics for specific purposes.

w w w . s c a d . a e

---

هاتف: +971 2 8100000 فاكس: +971 2 8100800

صندوق بريد: 6036، أبوظبي، إ.ع.م